



STELLAR® SLIDER HOOKLIFT TECHNICAL SPECIFICATION GUIDE

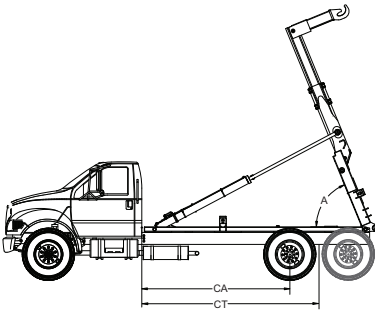
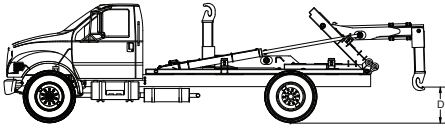
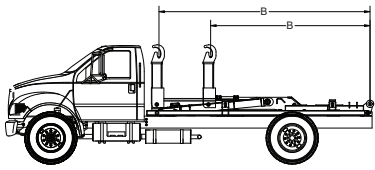
SLIDER34 SLIDER65

Adjustable Sliding Jib Hooklift Hoists



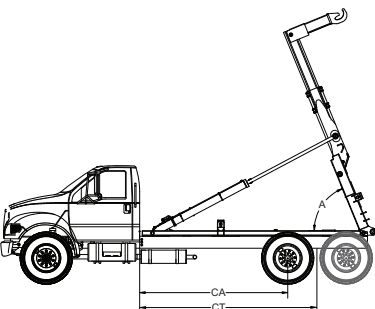
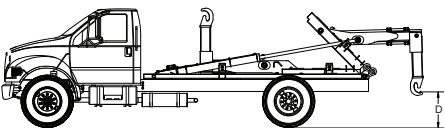
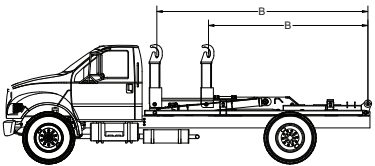
Our People. Our Products.

STELLAR® SLIDER34 AND SLIDER65 HOOKLIFT



Item Description

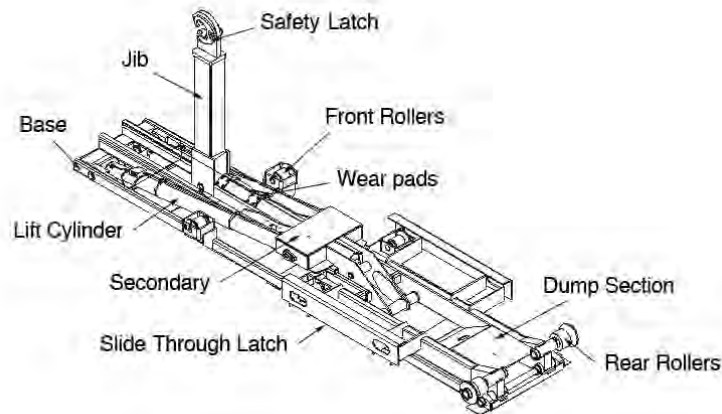
Item Description	Slider34 - 54"	Slider34 - 61.75"	Slider34 - 54" or 61.75"
Lifting Capacity	28,000 lb. (12,001 kg)	34,000 lb. (15,422 kg)	28,800 - 34,000 (13,063 - 15,422 kg)
Dumping Capacity	34,000 lb. (15,422 kg)	34,000 lb. (15,422 kg)	34,000 lb. (15,422 kg)
A. Dump Angle	50°	50°	50°
B. Effective Length	168"-208" (4,267-5,283 mm)	168"-208" (4,267-5,283 mm)	168"-208" (4,267-5,283 mm)
CA. Cab to Axle	180"-188" (4,572-4,775 mm)	180"-188" (4,572-4,775 mm)	180"-188" (4,572-4,775 mm)
CT. Cab to Trunnion	160"-174" (4,064-4,420 mm)	160"-174" (4,064-4,420 mm)	160"-174" (4,064-4,420 mm)
D. Below Grade	12" (304.8 mm)	19.75" (501.7 mm)	12" - 19.75" (304.8 - 501.7 mm)
Shipping Weight	4,650 lb. (2,109 kg)	4,650 lb. (2,109 kg)	4,750 (2,155 kg)
Rec. Body Lengths	14' - 20' (4,267-6,096 mm)	14' - 20' (4,267-6,096 mm)	14' - 20' (4,267-6,096 mm)
Hook Height (Fixed)	54" (1,372 mm)	61.75" (1,568 mm)	-
Hook Height (Hyd.)	-	-	54 or 61.75" (1,372 or 1,568 mm)
Min. Truck GVWR	32,000 lb. (14,515 kg)	32,000 lb. (14,515 kg)	32,000 lb. (14,515 kg)



Item Description

Item Description	Slider65 - 54"	Slider65 - 61.75"	Slider65 - 54" or 61.75"
Lifting Capacity	52,000 lb. (23,587 kg)	65,000 lb. (29,484 kg)	52,000 - 65,000 (23,587 - 29,484 kg)
Dumping Capacity	65,000 lb. (29,484 kg)	65,000 lb. (29,484 kg)	65,000 lb. (29,484 kg)
A. Dump Angle	50°	50°	50°
B. Effective Length	193"-224" (4,902-5,690 mm)	193"-224" (4,902-5,690 mm)	193"-224" (4,902-5,690 mm)
CA. Cab to Axle	180" optimum (4,572 mm)	180" optimum (4,572 mm)	180" optimum (4,572 mm)
CT. Cab to Trunnion	170" minimum (4,318 mm)	170" minimum (4,318 mm)	170" minimum (4,318 mm)
D. Below Grade	190" with tarper (4,826 mm)	190" with tarper (4,826 mm)	190" with tarper (4,826 mm)
D. Below Grade	17.24" (437.9 mm)	23.75" (603.3 mm)	17.24" - 23.75" (437.9 - 603.3 mm)
Shipping Weight	6,600 lb. (2,994 kg)	6,600 lb. (2,994 kg)	6,700 lb. (3,039 kg)
Rec. Body Lengths	16' - 22' (4,877-6,706 mm)	16' - 22' (4,877-6,706 mm)	16' - 22' (4,877-6,706 mm)
Hook Height (Fixed)	54" (1,372 mm)	61.75" (1,568 mm)	-
Hook Height (Hyd.)	-	-	54 or 61.75" (1,372 or 1,568 mm)
Min. Truck GVWR	54,000 lb. (24,494 kg)	54,000 lb. (24,494 kg)	54,000 lb. (24,494 kg)

■ KEY FEATURES



- Base Section** The base section of a Stellar Slider may also be called a sub-frame. All Stellar Slider Hooklifts are tied together in one common framework. This base section not only adds strength to the hoist, but it places less stress concentration on the truck chassis than hooklifts without a common base. The base section provides for a simple installation on most truck chassis.
- Slide Through Latch** The slide through latch allows for the securement of several lengths of containers.
- Jib** The sliding jib allows for a wide range of container lengths and a means to control the trucks weight distribution.
- Wear Pads** The wear pads within the sliding jib provide a replaceable surface to ensure a long life for the metal components.
- Dump Section** This component of the Stellar Slider pivots at the rear of the hoist when interacting with the patented tabs on the jib section. The rear body latches are attached to this component on most models. This allows the body to remain in the latches when dumping.
- Front Rollers** Provide a supportive surface for the body while sliding the body forward. This support then takes weight off the jib.
- Lift Cylinder** The lift cylinder on a Stellar Slider not only lifts the body onto the truck, but it also provides the dumping movement. All Stellar Slider lift cylinders feature dual pilot-operated counterbalance valves which provide for optimum meter-ability and protection against sudden movement in the case of hose failure.
- Skid rollers** These three sets of rollers allows skid to roll freely forward and backwards while operating the jib. Prevent long sills from wearing prematurely, not dragging steel on steel. Also eliminates the need to replace wear pads on base frame.
- Secondary** The secondary section acts as the main pivoting member for loading/off-loading bodies. This component ties the jib, dump and base sections together into one cohesive unit.
- Pins** Carbon steel and zinc plated or type 17-4 stainless steel to prevent corrosion.

■ **Stellar® Slider** (Sliding Jib Hooklift)

Model	Hook Height	Lift Capacity (lbs)	Effective Length (in)	Body Lengths (ft)	Cab-To-Axle/Trunnion
Slider20 (Fixed)	54 (1,372 mm)	20,000 (9,071 kg)	143/185 (3,632/4,699 mm)	13-18 (3,962-5,486 mm)	138-156 C.A.(3,505-3,962 mm)
Slider20 (Fixed)	61.75 (1,568 mm)	20,000 (9,071 kg)	143/185 (3,632/4,699 mm)	13-18 (3,962-5,486 mm)	138-156 C.A.(3,505-3,962 mm)
Slider20 (Hyd.)	54 or 61.75	20,000 (9,071 kg)	143/185 (3,632/4,699 mm)	13-18 (3,962-5,486 mm)	138-156 C.A.(3,505-3,962 mm)
Slider26 (Fixed)	35.63 (905 mm)	Up to 26,000 (9,071 kg)	129/171 (3,277/4,343 mm)	12-16 (3,658-4,877 mm)	130-144 C.A.(3,302-3,658 mm)
Slider26 (Fixed)	54 (1,372 mm)	Up to 26,000 (9,071 kg)	129/171 (3,277/4,343 mm)	12-16 (3,658-4,877 mm)	130-138 C.T. (3,302-3,505 mm)
Slider26 (Fixed)	61.75 (1,568 mm)	Up to 26,000 (9,071 kg)	129/171 (3,277/4,343 mm)	12-16 (3,658-4,877 mm)	130-138 C.T. (3,302-3,505 mm)
Slider26 (Hyd.)	35.63 or 54	Up to 26,000 (9,071 kg)	129/171 (3,277/4,343 mm)	12-16 (3,658-4,877 mm)	130-138 C.T. (3,302-3,505 mm)
Slider26 (Hyd.)	54 or 61.75	Up to 26,000 (9,071 kg)	129/171 (3,277/4,343 mm)	12-16 (3,658-4,877 mm)	130-138 C.T. (3,302-3,505 mm)
Slider34 (Fixed)	54 (1,372 mm)	28,000 (12,001 kg)	168/208 (4,267/5,283 mm)	14-20 (4,267-6,096 mm)	160-174 C.T. (4,064-4,420 mm)
Slider34 (Fixed)	61.75 (1,568 mm)	34,000 (15,422 kg)	168/208 (4,267/5,283 mm)	14-20 (4,267-6,096 mm)	160-174 C.T. (4,064-4,420 mm)
Slider34 (Hyd.)	54 or 61.75	34,000 (15,422 kg)	168/208 (4,267/5,283 mm)	14-20 (4,267-6,096 mm)	160-174 C.T. (4,064-4,420 mm)
Slider65 (Fixed)	54 (1,372 mm)	52,000 (23,587 kg)	193/224 (4,902/5,690 mm)	16-22 (4,877-6,706 mm)	180-190 C.T. (4,572-4,826 mm)
Slider65 (Fixed)	61.75 (1,568 mm)	65,000 (29,484 kg)	193/224 (4,902/5,690 mm)	16-22 (4,877-6,706 mm)	180-190 C.T. (4,572-4,826 mm)
Slider65 (Hyd.)	54 or 61.75	65,000 (29,484 kg)	193/224 (4,902/5,690 mm)	16-22 (4,877-6,706 mm)	180-190 C.T. (4,572-4,826 mm)



* This data is for reference purposes only, and is not intended to replace a properly calculated weight distribution.

Your local dealer:

Western Cascade Container LLC
 1808 Baker Way
 Kelso, WA 98626
 Office: 360-577-1377
 Tony Jolly Cell 360-703-2093
www.westerncascade.net



Our People. Our Products.

190 State Street
 P.O. Box 169
 Garner, IA 50438
 Telephone: (641) 923-3741 • (800) 321-3741
 Fax: (641) 923-2812

* This data is for reference purposes only, and is not intended to replace a properly calculated weight distribution.

Government specifications available.

* All specifications are subject to change without notification.

For the most up to date version of this brochure, please visit www.stellarindustries.com.

Internet: www.stellarindustries.com
 Email: sales@stellarindustries.com

An Employee Owned Company.
 Copyright © 2010 Stellar Industries, Inc.